



www.ensmartpower.com

UNITED KINGDOM

Kemp House 160 City Road,
London, EC1V 2NX, ,United Kingdom
t: +44 20 3808 85 60
E: sales@ensmartpower.com

TURKEY

Kayisdagi Cad. No:1/5, Atasehir
Istanbul –Turkey 34752
t: +90 216 225 84 66
E: sales@ensmartpower.com

Follow us on



/ensmartpower



/ensmart_power



/ensmartpower



/ensmartpower

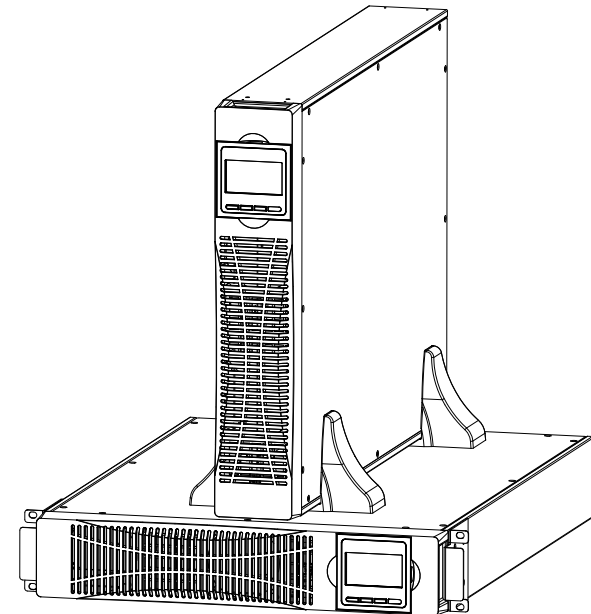
4256-6963 A



SmartPack-Battery

Models RT 6-10KVA UPS

Extended Battery Cabinet



User Manual

1. Instructure:

6-10kVA UPS battery pack dimension is W443*H131*D525mm. It includes battery connection cables, breaker, terminal, etc, with max. capacity of 16pcs 12V/7Ah or 12V/9Ah batteries inside. The battery connection could be configured to output $\pm 96V$, two groups batteries connect in series as BAT+, BATN、BAT - .




Fig.1 The complete battery pack cabinet

2. Assembly

2.1 Dismount the cabinet shell

Put the battery pack on a level, take off the panel、remove the battery tray top covers and battery holder for easier battery installation and connection。 as shown in Fig.2 &Fig.3




Fig.2

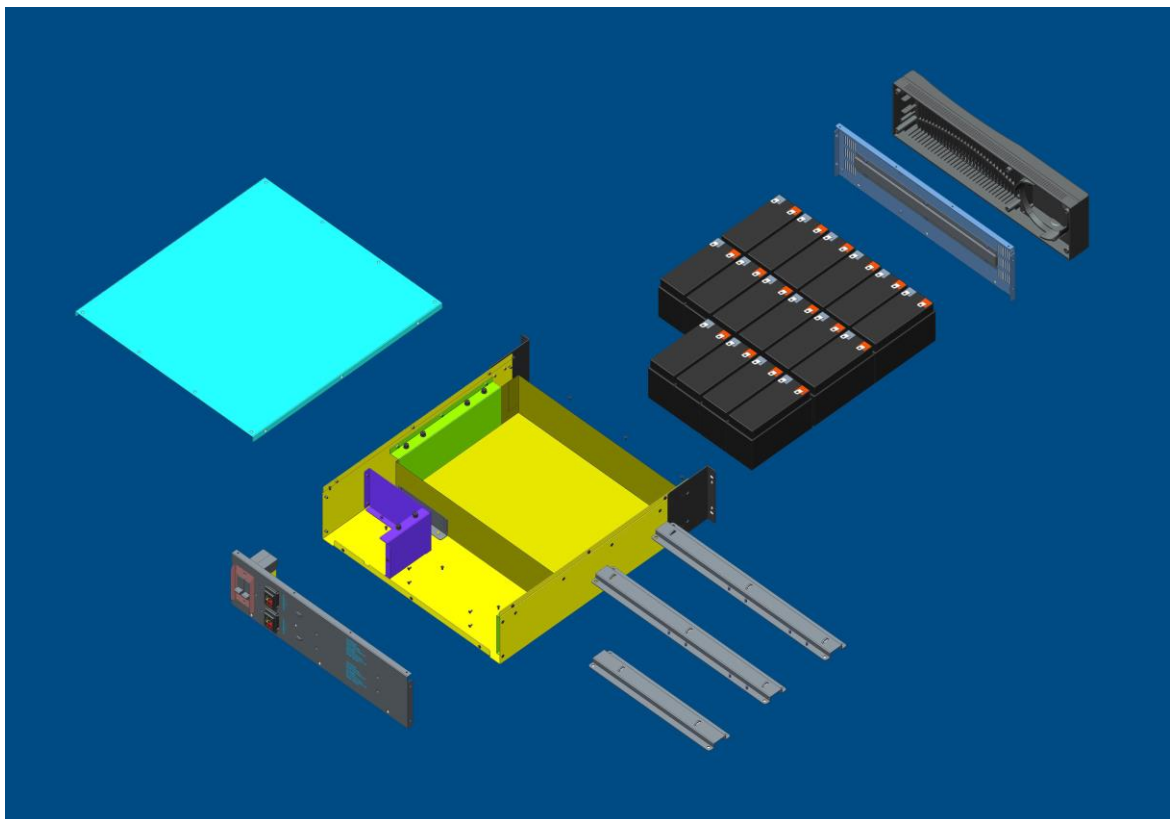


Fig.3

2.2 Battery installation and connection

Users need 16pcs batteries, divide into 2groups. Each group has 8pcs batteries in series, as (BAT+ BATN BAT-) shown below.

2.2.1 Batteries installation and connection: There have 16pcs batteries, then connect the batteries as shown in below pictures.

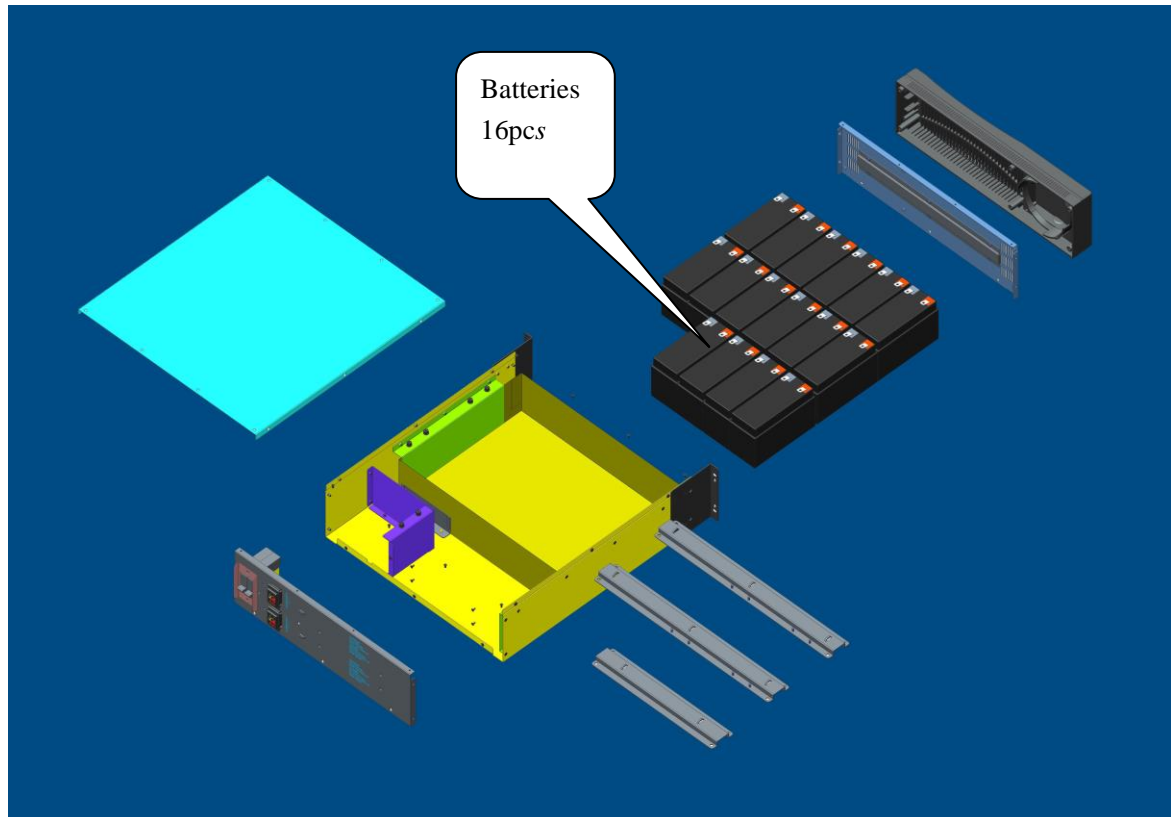


Fig. 4 (16pcs batteries installation)

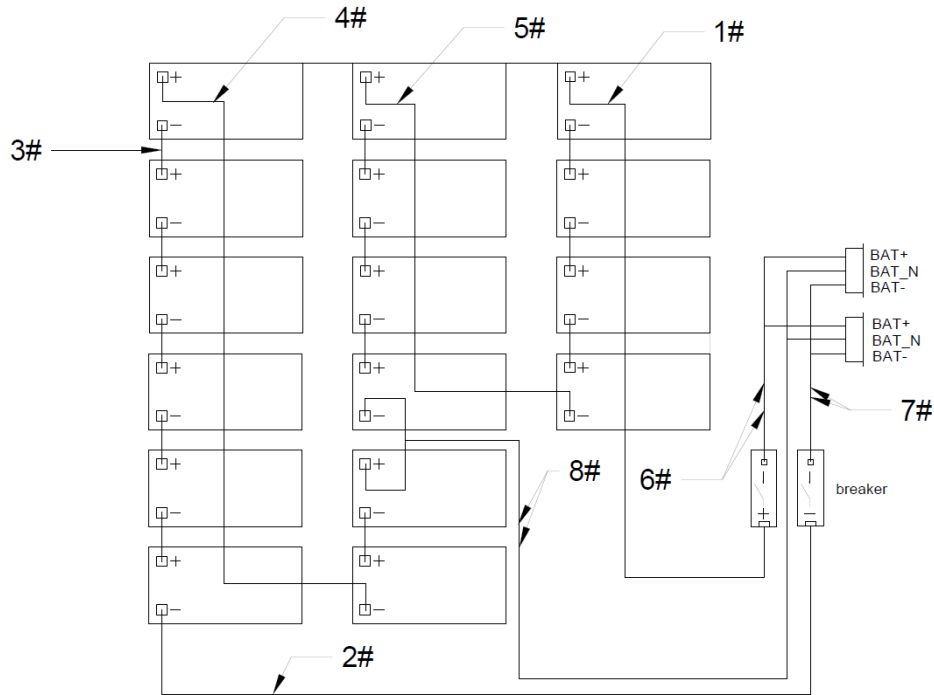


Fig. 5 (16pcs batteries connection)

2.2.2 After the battery installation and connection done, check if BAT+ to N & N to BAT- voltages are correct with multimeter or other equipments. Install the cover if the voltages are correct.

NOTE: Battery “+” “-” poles cannot be reversed, also cannot short the battery “+” “-” poles, otherwise batteries would be damaged or other accidents would happen. Don’t touch the battery “+” “-” poles at the same time. It’s better only single man make the operation.

3. Battery pack accessories

A complete of 6-10kVA UPS battery pack includes below accessories.

No.	Name	Specification	PCS
1	Cable 1#	Red wire 1015 10AWG 550mm 250TC+YI6	1
2	Cable 2#	Black wire 1015 10AWG 600mm 250TC+YI6	1
3	Cable 3#	Black wire 1015 10AWG 101mm 250TC*2	12
4	Cable 4#	Black wire 1015 10AWG 650mm 250TC*2	1
5	Cable 5#	Black wire 1015 10AWG 550mm 250TC*2	1
6	Cable 6#	4wires Red 1015 12AWG 150mm*2/200*2 YI6+P30*4	1
7	Cable7#	4wires black 1015 12AWG 150mm*2/200*2 YI6+P30*4	1
8	Cable 8#	4wires Blue 1015 10/12AWG 100*2/270/340/80*4mm 250TC*2+BN8+BN5.5*2+P30*4	1
10	Breaker	NDB2Z-63 C63/2 2P 63A/440Vdc UL RoHS	1
11	Battery Pack	W443*H131*D525mm	1